FEMALE END VIEW (J1)	MALE END VIEW (P1)	WIRING DIAGRAM

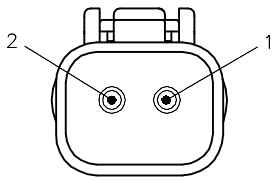

1 = WHITE
2 = BLACK

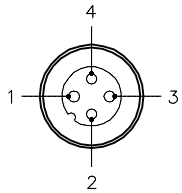

1 = N/C
2 = BLACK
3 = N/C
4 = WHITE

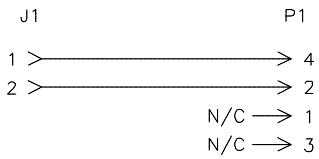

SPECIFICATIONS

DEUTSCH CONNECTOR (J1)	DT06-2S-E008
DEUTSCH WEDGELOCK (J1)	W2S
DEUTSCH TERMINALS (J1)	0462-201-16141
RATED CURRENT (A)	4.0 A
MOLDED HEAD MATERIAL/COLOR (J1)	TPU/BLACK
CONTACT CARRIER MATERIAL (P1)	TPU
MOLDED HEAD MATERIAL/COLOR (P1)	TPU/YELLOW
CONTACT MATERIAL/PLATING (P1)	BRASS/GOLD
COUPLING NUT MATERIAL/PLATING (P1)	BRASS/NICKEL
OUTER JACKET MATERIAL/COLOR	TPE/BLACK
CONDUCTOR INSULATION MATERIAL	PVC
NUMBER OF CONDUCTORS [AWG]	2x18 AWG
PROTECTION CLASS	IP67

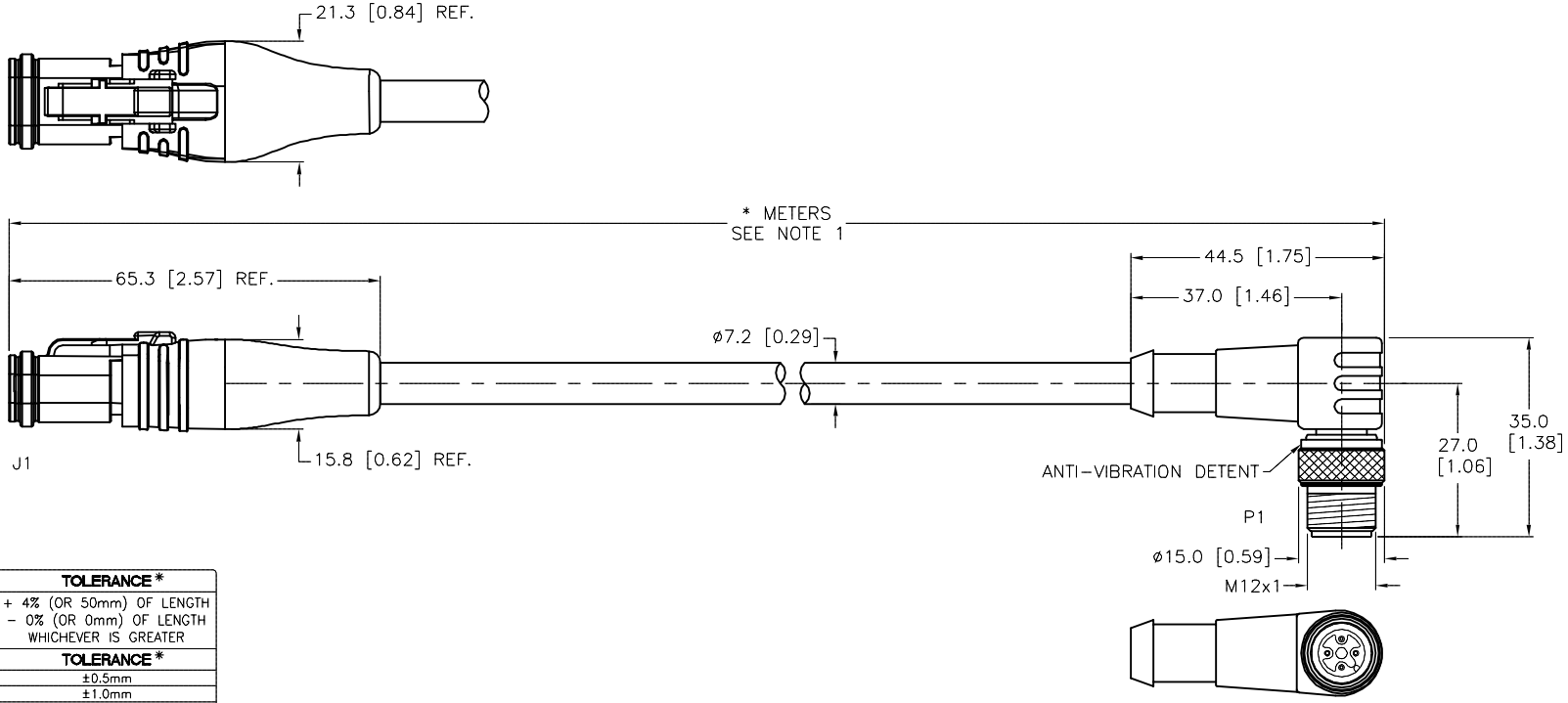

CABLE LENGTH	TOLERANCE *
ALL LENGTHS	+ 4% (OR 50mm) OF LENGTH − 0% (OR 0mm) OF LENGTH WHICHEVER IS GREATER
STRIP LENGTH	**TOLERANCE ***
0–7mm	±0.5mm
8–29mm	±1.0mm
30–49mm	±2.0mm
50–69mm	±3.0mm
70–100mm	±4.0mm
OVER 100mm	±5.0mm
* UNLESS OTHERWISE SPECIFIED	

SOURCE DRAWING - FOR REFERENCE ONLY

NOTES:

1. "*" INDICATES CABLE LENGTH IN METERS. CONTACT TURCK TO ORDER SPECIFIC LENGTHS.

2. "/S3516" DESIGNATES CUSTOM WIRING ON M12 END

REV	DESCRIPTION	BY	DATE	ECO NO.
A	DRAWING RELEASE	ER	08/02/18	

RELATED DOCUMENTS
1.
2.
3.
4.

3RD ANGLE PROJECTION

THIS DRAWING IS CONFIDENTIAL AND THE PROPERTY OF TURCK INC. USE OF THIS DOCUMENT WITHOUT WRITTEN PERMISSION IS PROHIBITED.

TURCK

3000 CAMPUS DRIVE
MINNEAPOLIS, MN 55441
1-800-544-7769
(763) 553-7300
(763) 553-0708 fax
www.turck.us

MATERIAL: SEE SPECIFICATIONS

FINISH: SEE SPECIFICATIONS

ALL DIMENSIONS DISPLAYED ON THIS DRAWING ARE FOR REFERENCE ONLY

CONTACT TURCK FOR MORE INFORMATION

DRFT: ER | DATE: 07/27/18
APVD: D.N. | SCALE: 1=1.3

UNIT OF MEASUREMENT
MILLIMETER [INCH]
DO NOT SCALE THIS DRAWING

DESCRIPTION: DT06-2S-2125-*-WSC 4.2T/S3517

IDENTIFICATION NO.

REV: A

FILE: 777041941

SHEET 1 OF 1